

Name: _____



First Grade Homework Room 6 & 18

Week of: April 7, 2014

Return on: April 11, 2014

*** The spelling test is on Friday, Apr. 11**

Instructions:

1. Read daily for at least 15 minutes and complete the attached reading log. Work on the other attached worksheets. Complete at least one math, one Language Arts, and one Chinese page each day.
2. Please have an adult check your work, and have them help you correct any errors.
3. Turn in completed packet on **Friday**.

My child has completed all of the assigned homework and we have reviewed it together.

Parent Signature: _____

***Room 6 :**


English spelling test: Every Friday or the last day of the week

Chinese word test: Every Monday or the first day of the week

*** Friday 4-11-14 is a minimum day. 1:15 Dismissal.**

*** Spring break is April 14 through 18, 2014.**


First Grade Spelling Words
Theme 6 Week 1



1. book
2. look
3. cook
4. took
5. hood
6. wood
7. toy
8. coin
9. mother
10. love


Challenge words:
cookie notebook

Redding Log



Please read with your child for 15 minutes each day



Thursday	Wednesday	Tuesday	Monday	Sample
<div>Book Title</div> <div>Minutes</div> <div> <input type="checkbox"/> Adult Signature </div>	<div>Book Title</div> <div>Minutes</div> <div> <input type="checkbox"/> Adult Signature </div>	<div>Book Title</div> <div>Minutes</div> <div> <input type="checkbox"/> Adult Signature </div>	<div>Book Title</div> <div>Minutes</div> <div> <input type="checkbox"/> Adult Signature </div>	<div>  My Friend Rabbit </div> <div>15</div> <div> <input type="checkbox"/> Adult Signature </div>



Spelling Homework

Write your spelling words three times each.

1. _____
2. _____
3. _____
4. _____
5. _____
6. _____
7. _____
8. _____
9. _____
10. _____

Write your spelling words in ABC order:

_____, _____, _____

_____, _____, _____

_____, _____, _____

Name _____

Fluency:
Echo Read: Phrasing

As I read, I will pay attention to the pauses for sentence punctuation.

People have been wearing shoes for a long time.
9 Today, many shoes are worn as decoration. Long ago,
18 the first shoes were worn only as protection. In cold
28 places, they looked like bags of fur. In warm places,
38 the first shoes were sandals. They were made from
47 leaves, grass, or leather.
51 There have been many, many kinds of shoes. Some
60 of them were funny inventions. About 700 years ago,
69 some men wore very long shoes. The front of the long
80 shoe was chained to the man's knee! This kept him
90 from tripping over his shoes. These were probably not
99 too comfortable! 101

Please practice reading this fluency passage daily. The goal is to be able to read it smoothly without errors. If it is difficult, master a sentence a day. If it has become easy, just read it once through and then read a book of your choice. This can help count toward the 15 minutes of reading each day.

My child has read this passage each day.

Parent signature _____



Name _____

A. Read the riddles. Write the word from the box that answers each riddle.

penny

daddy

puppy

city

1. I am a big place.
Many people work in me.
What am I?

2. I am cute and fuzzy.
I am a baby dog.
What am I?

3. You can spend me.
You can save me in
a bank. What am I?

4. I am a man.
I have a baby girl.
What am I?

B. Make up riddle clues for the word daisy. Write them on the lines.

Name _____

blue because until other also or

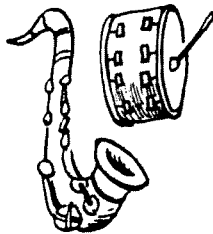
Write a word from the box to complete each sentence.

1. All the kids in the band have on _____
tops.



2. They like to play together _____ it is fun.

3. Jim can play the drums, and he can _____
play the sax.



4. Which will Jim play today—the drums _____
the sax?

Name _____

Read the passage.

A duck and its mate are a team.

In the spring, the mother duck leads the father duck to a wetland.

The father duck keeps other males away.

The mother duck makes a nest.

She lays 5 to 12 eggs.

The mother duck sits on the eggs.

Then the male goes away.

Write a sentence to retell the passage.

Name _____

Reteaching

15-3

Using Addition to Subtract



$$6 + 5 = 11$$

$$11 - 5 = \underline{6}$$

You can use an addition fact to help you write a subtraction fact with the same numbers.

Add. Then use the addition fact to help you subtract.
Use cubes if you like.



$$4 + 9 = \underline{13}$$



$$13 - 9 = \underline{4}$$



$$8 + 7 = \underline{\quad}$$



$$15 - 7 = \underline{\quad}$$



$$7 + 4 = \underline{\quad}$$



$$11 - 4 = \underline{\quad}$$



$$6 + 13 = \underline{\quad}$$



$$19 - 13 = \underline{\quad}$$

Name _____


Practice

15-3

Using Addition to Subtract


Complete the model.

Then complete the number sentences.



$$18 - 8 = \underline{10}$$

$$8 + \underline{\quad} = 18$$



$$15 - 6 = \underline{\quad}$$

$$6 + \underline{\quad} = 15$$

Algebra

3. Draw the missing shape. Then explain how you know.

If $\bigcirc + \square = \triangle$ Then $\triangle - \square = \square$

Explain: _____

4. Which addition fact will help you solve $14 - 9$?

☐ $5 + 14 = 19$

☐ $4 + 9 = 13$

☐ $5 + 9 = 14$

☐ $5 + 7 = 12$

Name _____

Reteaching

15-4

Subtraction Facts

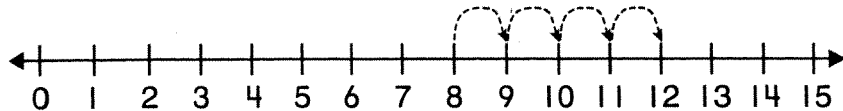
There are many ways to learn and remember subtraction facts.

One way is think about a related addition fact.

Think: What plus 8
equals 12?
 $? + 8 = 12$

$$12 - 8 = ?$$

Then you can use a number line to help you add.



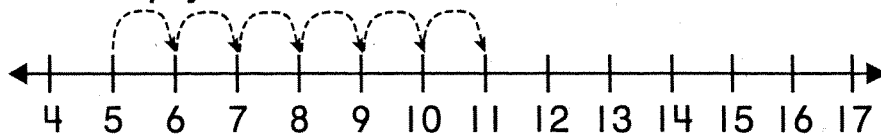
By using the line,
I know that
 $8 + 4 = 12$

Complete the addition fact. Then solve the subtraction fact.

Use the number line to help you.

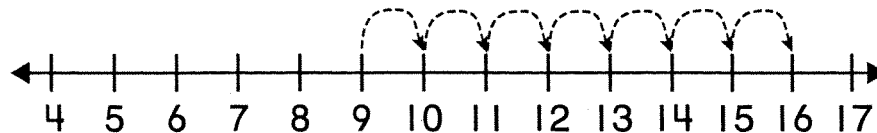
1.

5	11
$+ 6$	$- 5$
<div style="display: flex; justify-content: space-around; align-items: center;"> </div>	



2.

9	16
$+ \square$	$- 9$
16	



Name _____

Practice

15-4

Subtraction Facts

Complete the addition fact.

Then solve the subtraction fact.

1. $18 - 9 = \square$

$9 + \square = 18$

2. $14 - 6 = \square$

$6 + \square = 14$

Subtract.

3. 17

-8

\square

4. 15

-9

\square

5. 14

-6

\square

6. 13

-7

\square

Reasonableness

7. Can the addition fact help you solve the subtraction problem?

$9 + 9 = 18$

$18 - 9 = ?$

Circle **yes** or **no**.

yes

no

Journal

8. Solve $15 - 9$.

Use words, pictures, or numbers to show how you solved it.

Name _____

Reteaching

17-5

Collecting Data Using Tally Marks

The children made tally marks to show the ways children get to school.

| equals 1

|||| equals 5


count 5 6 7

		Total
Walk		7
School bus		10

count 5 10

1. Color some balloons red. Color the rest blue.
Use tally marks to show how many balloons there are in each color. Write the totals.

		Total
Red		
Blue		



Use the tally chart to answer the questions.

2. Of which color are there the most? _____
3. Of which color are there the fewest? _____
4. How many balloons are there altogether? _____


Name _____

Practice

17-5




Collecting Data Using Tally Marks

Make tally marks to show how many flowers of each kind there are. Then write each total.



Total

1.

Rose			
Tulip			
Daisy			

Use your tally to answer the questions.

- Which kind of flower is there the most of? _____
- How many daisies and roses are there in all? _____

Algebra

- How many more daisies than tulips are there?

- ☐ 2 ☐ 5
☐ 3 ☐ 7

Reasoning

- How many roses and tulips are there in all?

- ☐ 15 ☐ 12
☐ 13 ☐ 3

<p>男生 (boy)</p> <p>nán shēng</p>	男生	
<p>女生 (girl)</p> <p>nǚ shēng</p>		
<p>小学 (elementary school)</p> <p>xiǎo xué</p>		
<p>一年级 (first grade)</p> <p>yī nián jī</p>		
<p>中文 (Chinese)</p> <p>zhōng wén</p>		
<p>今天 (today)</p> <p>jīn tiān</p>		
<p>明天 (tomorrow)</p> <p>míng tiān</p>		
<p>昨天 (yesterday)</p> <p>zuó tiān</p>		

男生 (boy) nán shēng		
女生 (girl) nǚ shēng		
小学 (elementary school) xiǎo xué		
一年级 (first grade) yì nián jī		
中文 (Chinese) zhōng wén		
今天 (today) jīn tiān		
明天 (tomorrow) míng tiān		
昨天 (yesterday) zuó tiān		

<p>男生 (boy)</p> <p>nán shēng</p>		
<p>女生 (girl)</p> <p>nǚ shēng</p>		
<p>小学 (elementary school)</p> <p>xiǎo xué</p>		
<p>一年级 (first grade)</p> <p>yì nián jī</p>		
<p>中文 (Chinese)</p> <p>zhōng wén</p>		
<p>今天 (today)</p> <p>jīn tiān</p>		
<p>明天 (tomorrow)</p> <p>míng tiān</p>		
<p>昨天 (yesterday)</p> <p>zuó tiān</p>		

男生 (boy) nán shēng		
女生 (girl) nǚ shēng		
小学 (elementary school) xiǎo xué		
一年级 (first grade) yì nián jī		
中文 (Chinese) zhōng wén		
今天 (today) jīn tiān		
明天 (tomorrow) míng tiān		
昨天 (yesterday) zuó tiān		

toy

coin

mother

love

challenge words

cookie

notebook

book

look

cook

took

hood

wood